

SHIPYARD DINING
WILMINGTON, DE

600-640 JUSTINSON STREET

±10,500 SF AVAILABLE FOR LEASE; LOT SIZE: ±4.68 AC

JOIN

IRON HILL
BREWERY & RESTAURANT

TACO GRANDE
MEXICAN • TACOS • BURRITOS

PREMIER DINING DESTINATION ON WILMINGTON RIVERFRONT



LEASED BY:



METRO[®]
COMMERCIAL
REAL ESTATE, INC.

OWNED BY:



get in touch.

ANDREW SHPIGEL

office 215.893.0300
direct 215.282.0153
ashpigel@metrocommercial.com

GLENN MARVIN

office 610.825.5222
direct 610.260.2674
gmarvin@metrocommercial.com

WALKABLE TO DOWNTOWN WILMINGTON'S ENTERTAINMENT AMENITIES



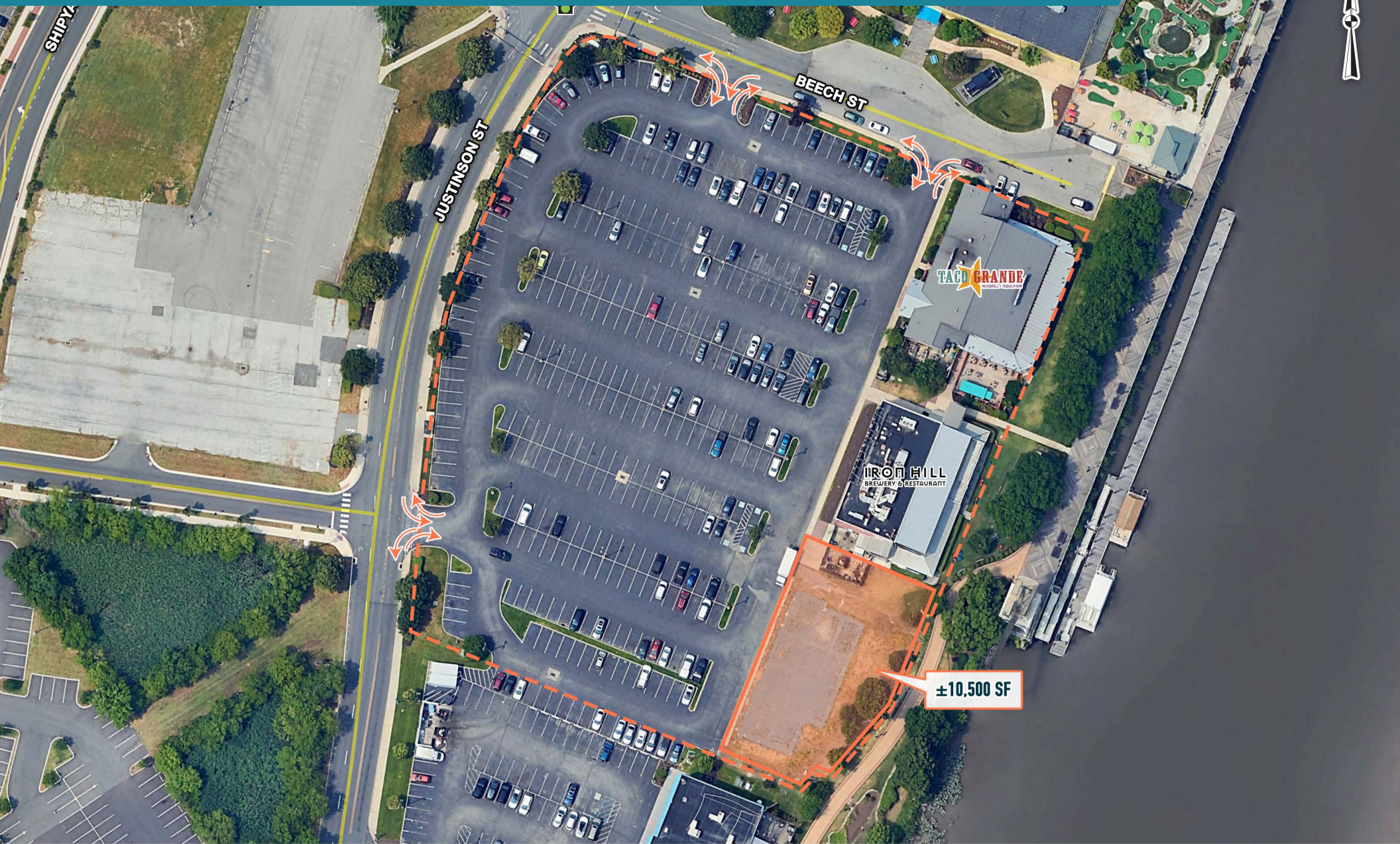
The information and images contained herein are from sources deemed reliable. However, Metro Commercial Real Estate, Inc. makes no representation whatsoever as to their accuracy or authenticity. Images shown may be modified for illustrative purposes. Images may be out-of-date and not current. 07.23.24

SHIPYARD DINING
WILMINGTON, DE
 600-640 JUSTINSON STREET



MetroCommercial.com

UNIQUE OPPORTUNITY TO JOIN WILMINGTON'S RIVERFRONT ENTERTAINMENT DISTRICT



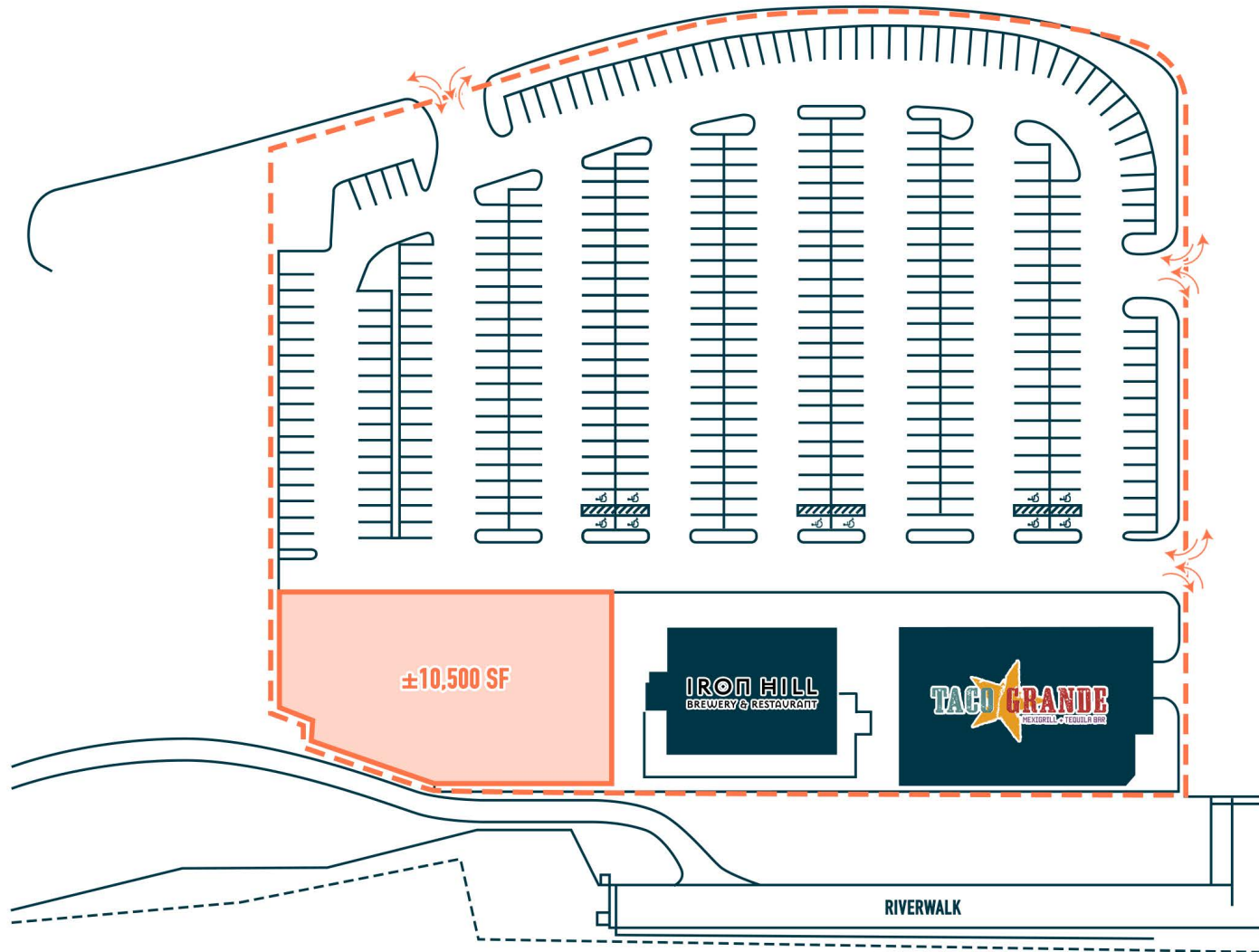
The information and images contained herein are from sources deemed reliable. However, Metro Commercial Real Estate, Inc. makes no representation whatsoever as to their accuracy or authenticity. Images shown may be modified for illustrative purposes. Images may be out-of-date and not current. 07.23.24

SHIPYARD DINING
WILMINGTON, DE
600-640 JUSTINSON STREET



MetroCommercial.com

PROMINENT PARKING AVAILABLE FOR ALL OPERATORS



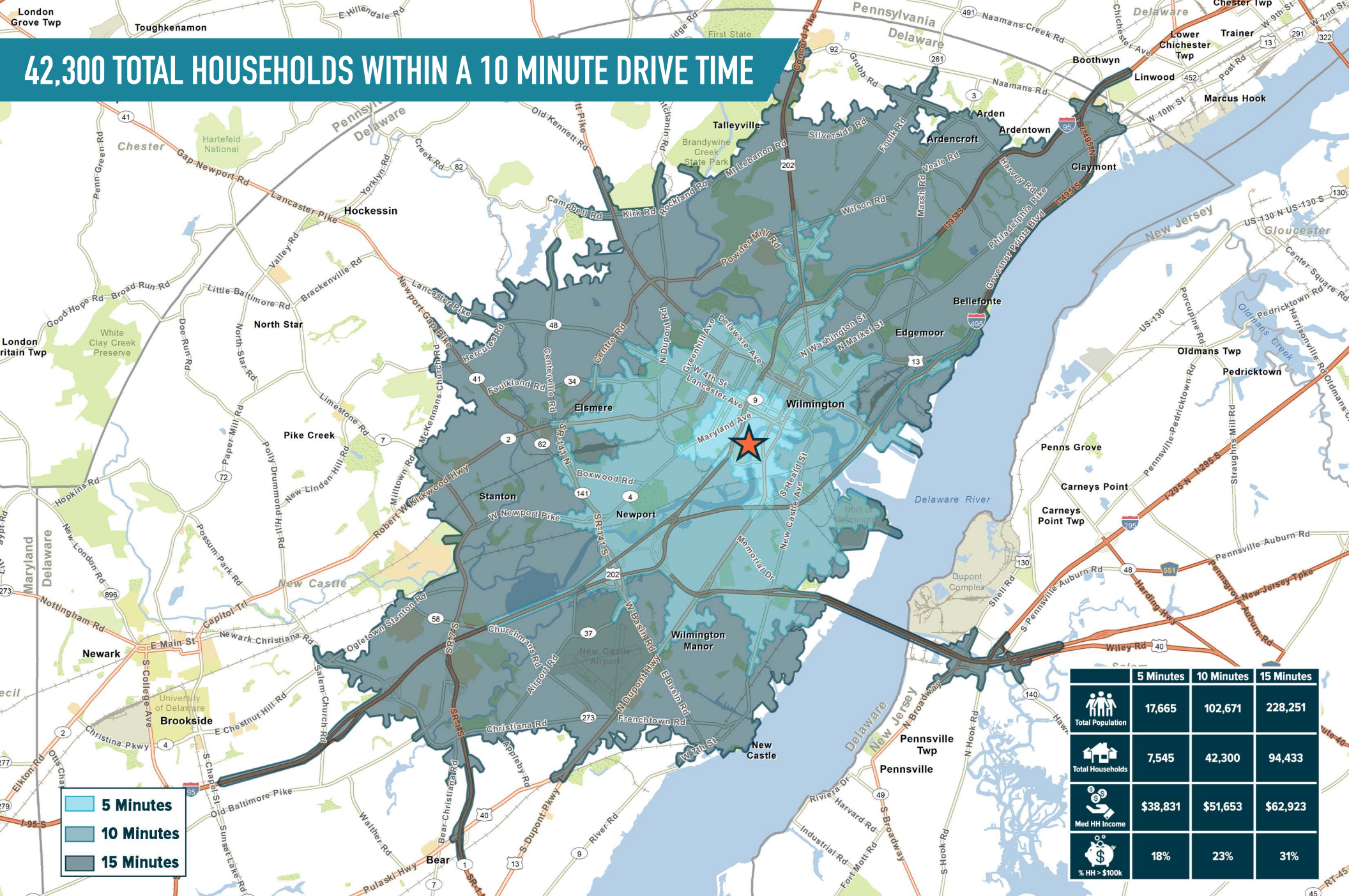
The information and images contained herein are from sources deemed reliable. However, Metro Commercial Real Estate, Inc. makes no representation whatsoever as to their accuracy or authenticity. Images shown may be modified for illustrative purposes. Images may be out-of-date and not current. 07.23.24

SHIPYARD DINING
WILMINGTON, DE
600-640 JUSTINSON STREET



MetroCommercial.com

42,300 TOTAL HOUSEHOLDS WITHIN A 10 MINUTE DRIVE TIME



5 Minutes
10 Minutes
15 Minutes

	5 Minutes	10 Minutes	15 Minutes
Total Population	17,665	102,671	228,251
Total Households	7,545	42,300	94,433
Med HH Income	\$38,831	\$51,653	\$62,923
% HH > \$100k	18%	23%	31%

The information and images contained herein are from sources deemed reliable. However, Metro Commercial Real Estate, Inc. makes no representation whatsoever as to their accuracy or authenticity. Images shown may be modified for illustrative purposes. Images may be out-of-date and not current. 07.23.24

SHIPYARD DINING
WILMINGTON, DE
 600-640 JUSTINSON STREET



MetroCommercial.com