

1700 N. BROAD ST.
Philadelphia, PA

**±10,403 SF AVAILABLE FOR LEASE
(CAN BE DEMISED)**



MetroCommercial.com | PLYMOUTH MEETING, PA | MOUNT LAUREL, NJ | MIAMI, FL | PHILADELPHIA, PA

SAMUEL THIERS

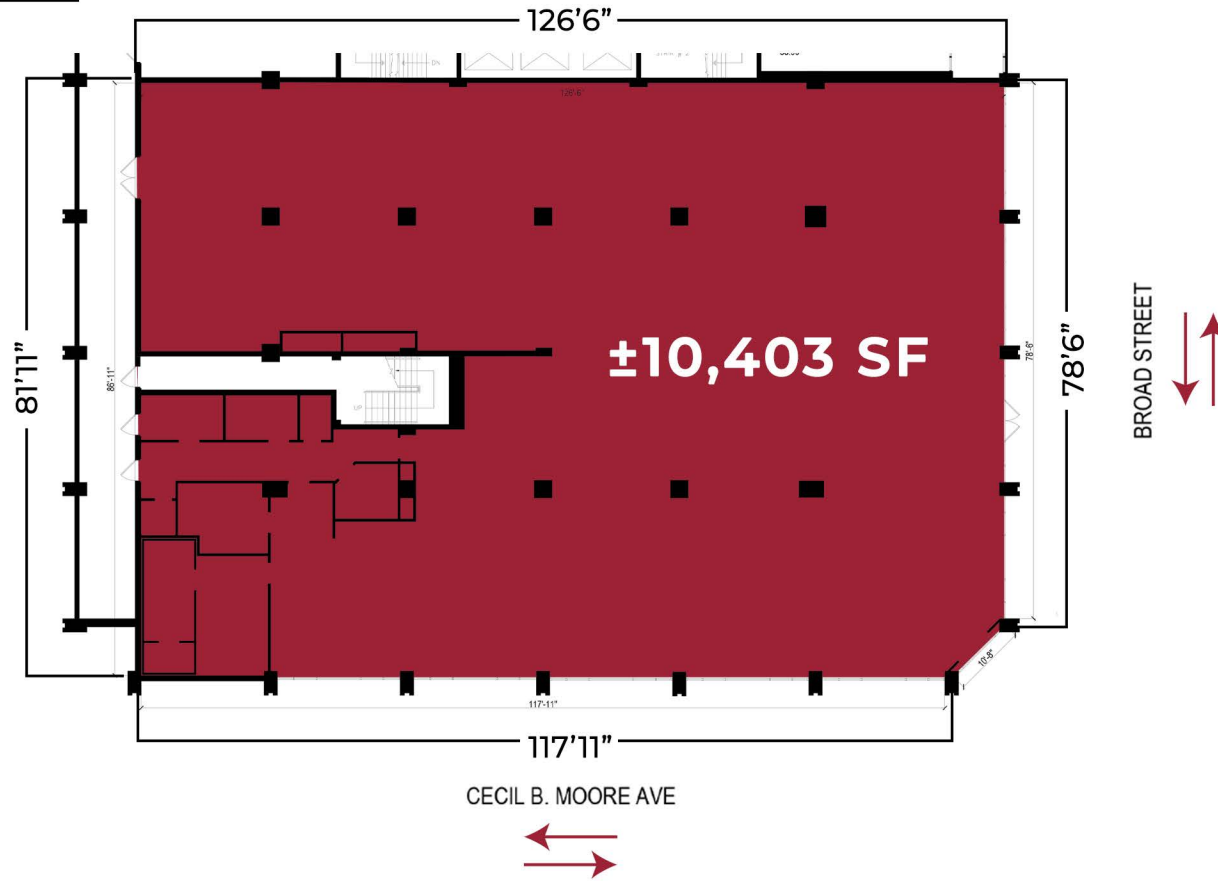
Office 610.825.5222
Direct 610.260.2665
sthiers@metrocommercial.com

IRYNA IRYK


Office 215.893.0300
Direct 215.282.0156
iiryk@metrocommercial.com

SITE PLAN

EXISTING FLOOR PLAN



The information and images contained herein are from sources deemed reliable. However, Metro Commercial Real Estate, Inc. makes no representation whatsoever as to their accuracy or authenticity. Images shown may be modified for illustrative purposes. Images may be out-of-date and not current. 04.18.24



1700 N. BROAD ST.
Philadelphia, PA



ZOOM AERIAL



The information and images contained herein are from sources deemed reliable. However, Metro Commercial Real Estate, Inc. makes no representation whatsoever as to their accuracy or authenticity. Images shown may be modified for illustrative purposes. Images may be out-of-date and not current. 04.18.24



1700 N. BROAD ST.
Philadelphia, PA



CAMPUS AERIAL



±10,000 STUDENTS LIVING IN OFF CAMPUS RESIDENCES

OFF CAMPUS RESIDENCES

TEMPLE UNIVERSITY BOUNDARY
 Student Enrollment: 33,200
 Faculty & Staff: 7,883

- ON CAMPUS HOUSING (4,739 TOTAL BEDS)
- TEMPLE REDEVELOPMENT EXPANSION RENOVATION PROJECTS

AVERAGE WEEKDAY RIDERSHIP
 Cecil B Moore/ Temple: 7,564
 Susquehanna-Dauphin: 2,907
 Temple RR: 3,500

AVERAGE RIDERSHIP
 SUBWAY STOP - CECIL B MOORE/TEMPLE: 7,564 DAILY
 TRAIN STOP - TEMPLE RR: 3,500 DAILY

- PARKING

The information and images contained herein are from sources deemed reliable. However, Metro Commercial Real Estate, Inc. makes no representation whatsoever as to their accuracy or authenticity. Images shown may be modified for illustrative purposes. Images may be out-of-date and not current. 04.18.24

1700 N. BROAD ST.
 Philadelphia, PA



MARKET AERIAL



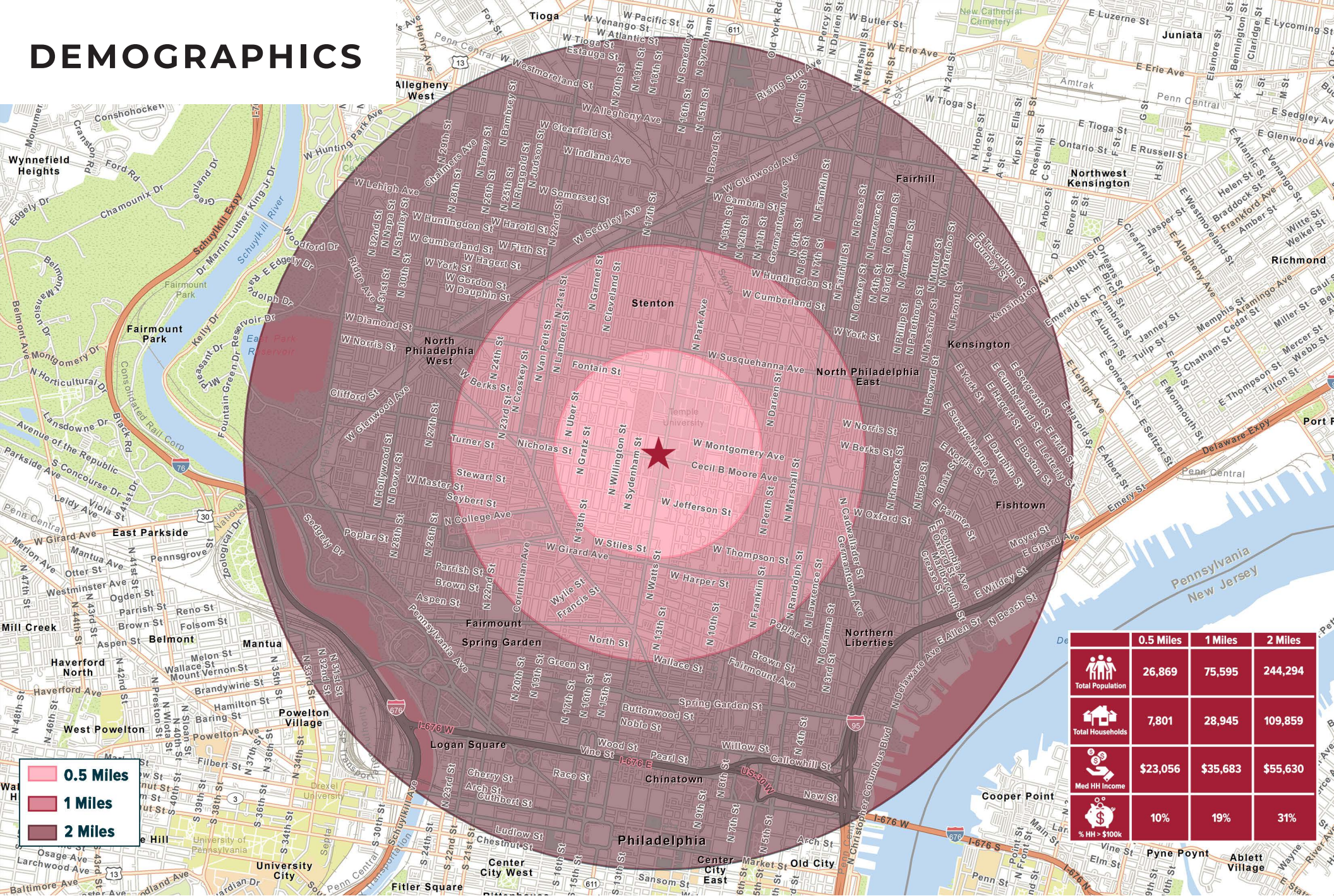
The information and images contained herein are from sources deemed reliable. However, Metro Commercial Real Estate, Inc. makes no representation whatsoever as to their accuracy or authenticity. Images shown may be modified for illustrative purposes. Images may be out-of-date and not current. 04.18.24







1700 N. BROAD ST.
Philadelphia, PA



DEMOGRAPHICS



- 0.5 Miles
- 1 Miles
- 2 Miles

	0.5 Miles	1 Miles	2 Miles
 Total Population	26,869	75,595	244,294
 Total Households	7,801	28,945	109,859
 Med HH Income	\$23,056	\$35,683	\$55,630
 % HH > \$100k	10%	19%	31%

The information and images contained herein are from sources deemed reliable. However, Metro Commercial Real Estate, Inc. makes no representation whatsoever as to their accuracy or authenticity. Images shown may be modified for illustrative purposes. Images may be out-of-date and not current. 04.18.24

 **1700 N. BROAD ST.**
Philadelphia, PA

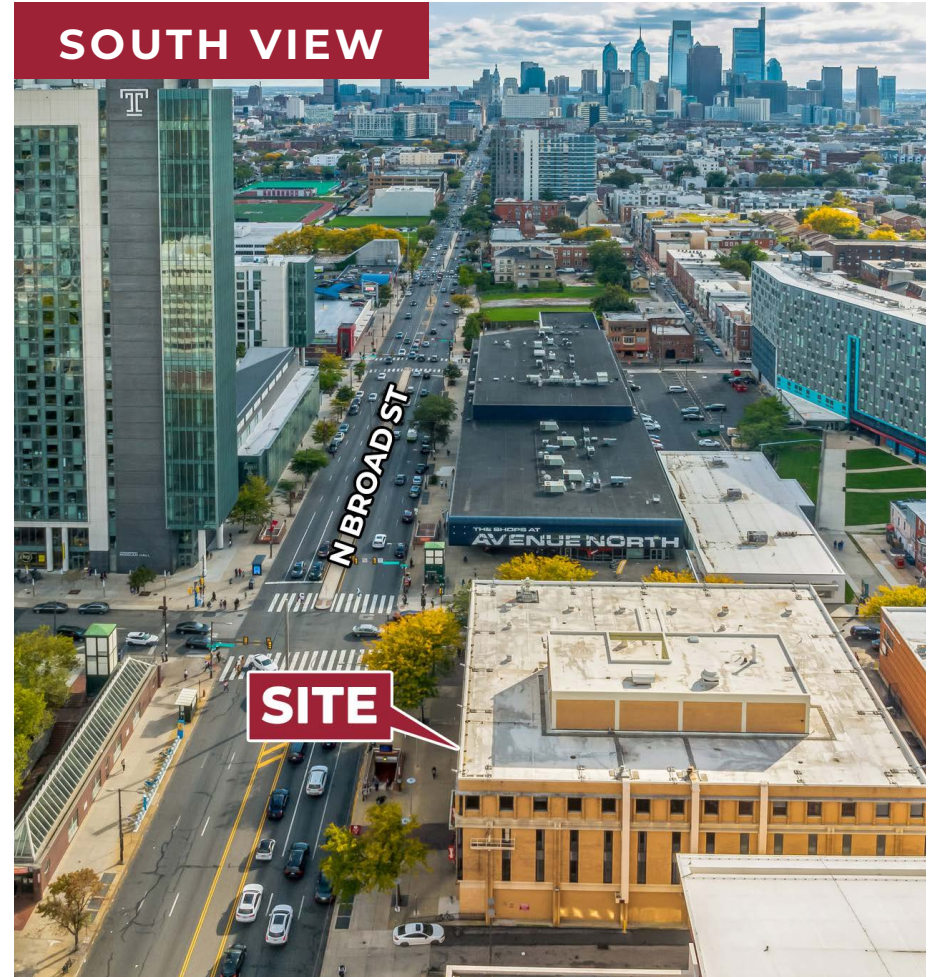


PROPERTY PHOTOS

NORTH VIEW



SOUTH VIEW




The information and images contained herein are from sources deemed reliable. However, Metro Commercial Real Estate, Inc. makes no representation whatsoever as to their accuracy or authenticity. Images shown may be modified for illustrative purposes. Images may be out-of-date and not current. 04.18.24



1700 N. BROAD ST.
Philadelphia, PA





1700 N. BROAD ST. Philadelphia, PA



Leased by:

