

CHIPPEWA, PA

400 CHIPPEWA TOWN CENTER

±4.4 AC AVAILABLE - CAN BE SUBDIVIDED

JOIN

**M&D
Wash**
COMING SOON



METRO[®]
COMMERCIAL
REAL ESTATE, INC.

MetroCommercial.com | PLYMOUTH MEETING, PA | MOUNT LAUREL, NJ | MIAMI, FL | PHILADELPHIA, PA

get in touch.

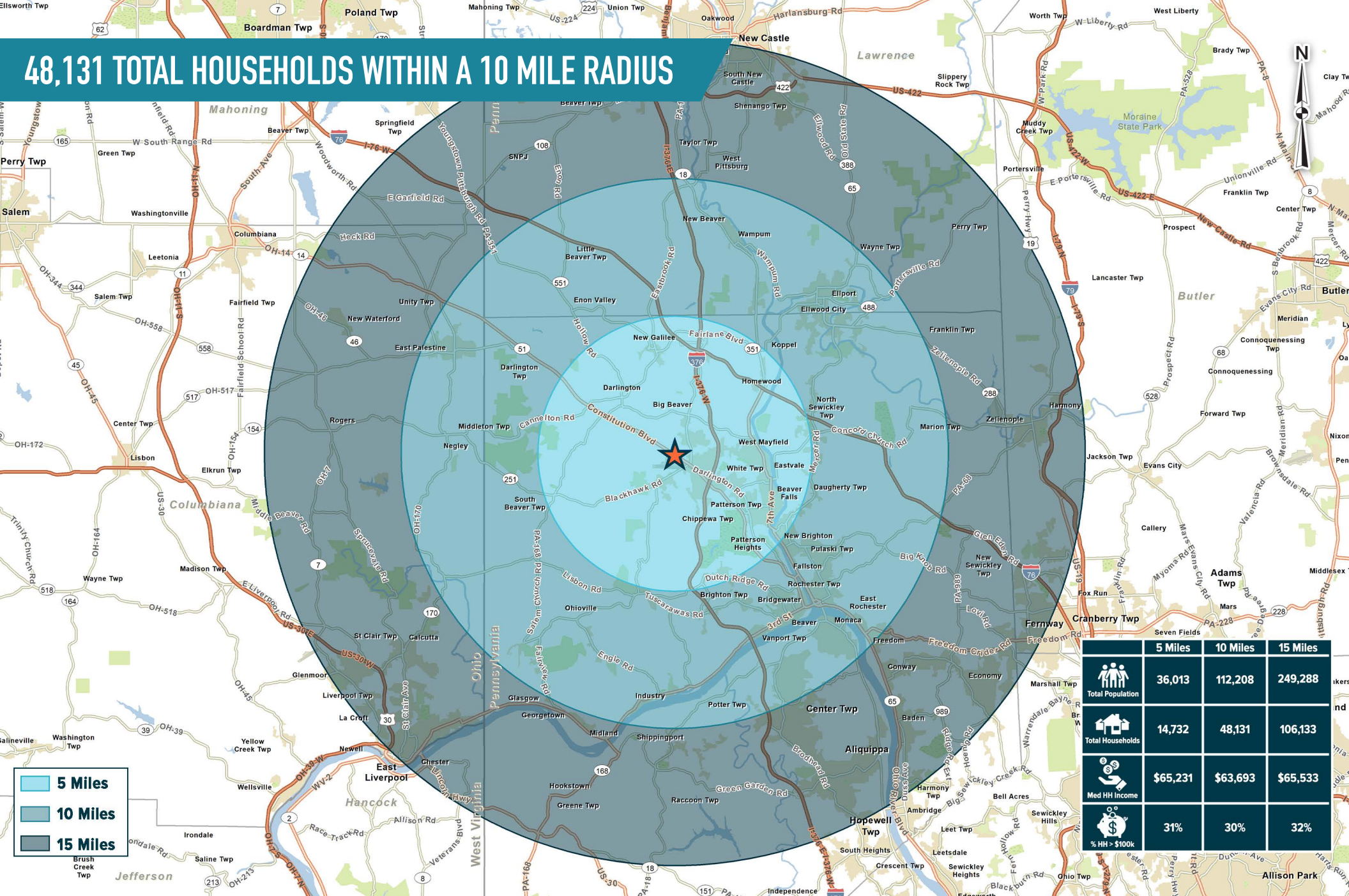
MARK GERLACH

office 856.866.1900

direct 856.222.3032

mgerlach@metrocommercial.com

48,131 TOTAL HOUSEHOLDS WITHIN A 10 MILE RADIUS

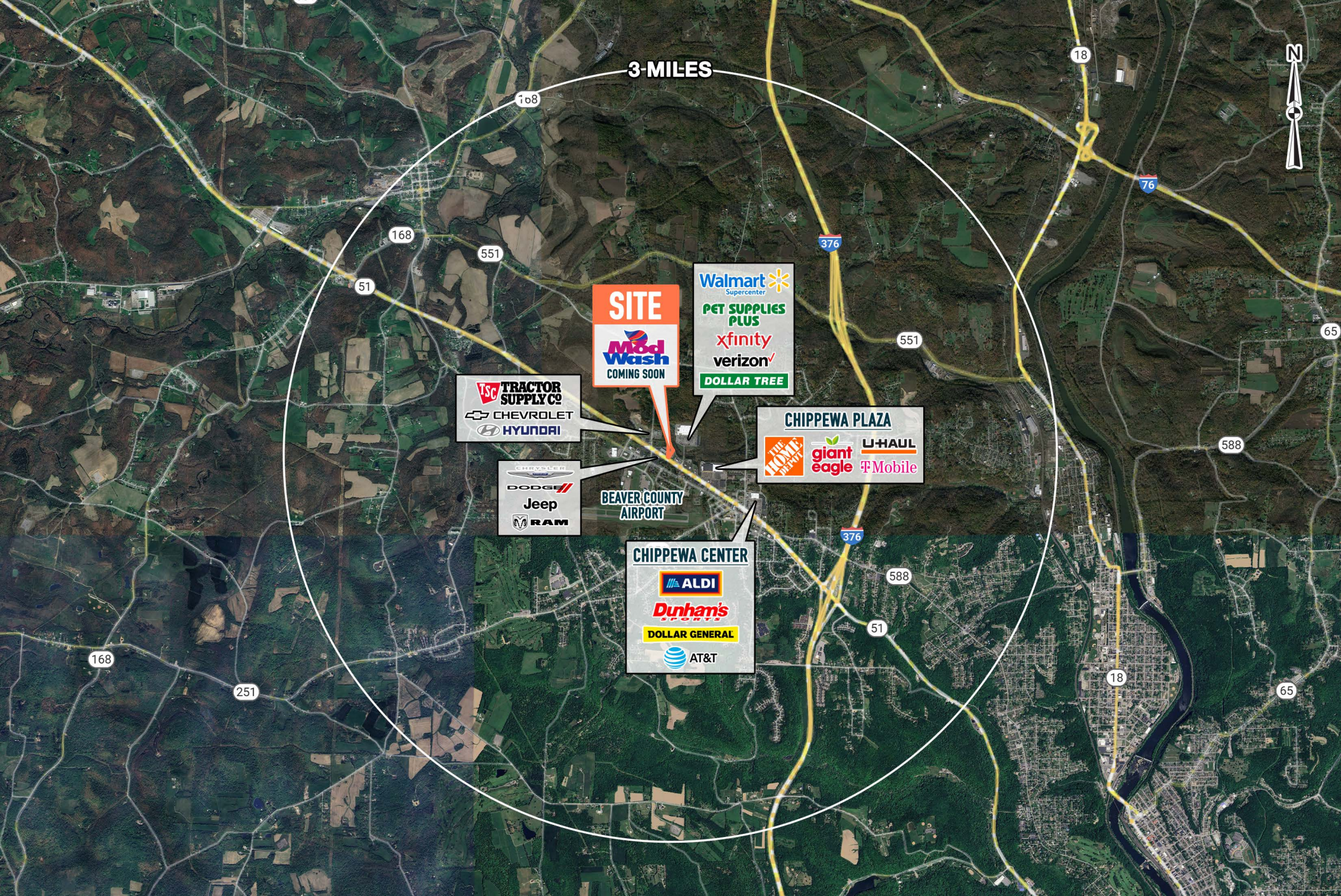


The information and images contained herein are from sources deemed reliable. However, Metro Commercial Real Estate, Inc. makes no representation whatsoever as to their accuracy or authenticity. Images shown may be modified for illustrative purposes. Images may be out-of-date and not current. 01.15.25

CHIPPEWA, PA
400 CHIPPEWA TOWN CENTER



MetroCommercial.com



3-MILES

SITE
Mod Wash
COMING SOON

Walmart
Supercenter
PET SUPPLIES PLUS
xfinity
verizon
DOLLAR TREE

ISC TRACTOR SUPPLY CO
CHEVROLET
HYUNDAI

CHIPPEWA PLAZA
THE HOME DEPOT
giant eagle
U-HAUL
T-Mobile

CHEVROLET
DODGE
Jeep
RAM

BEAVER COUNTY AIRPORT

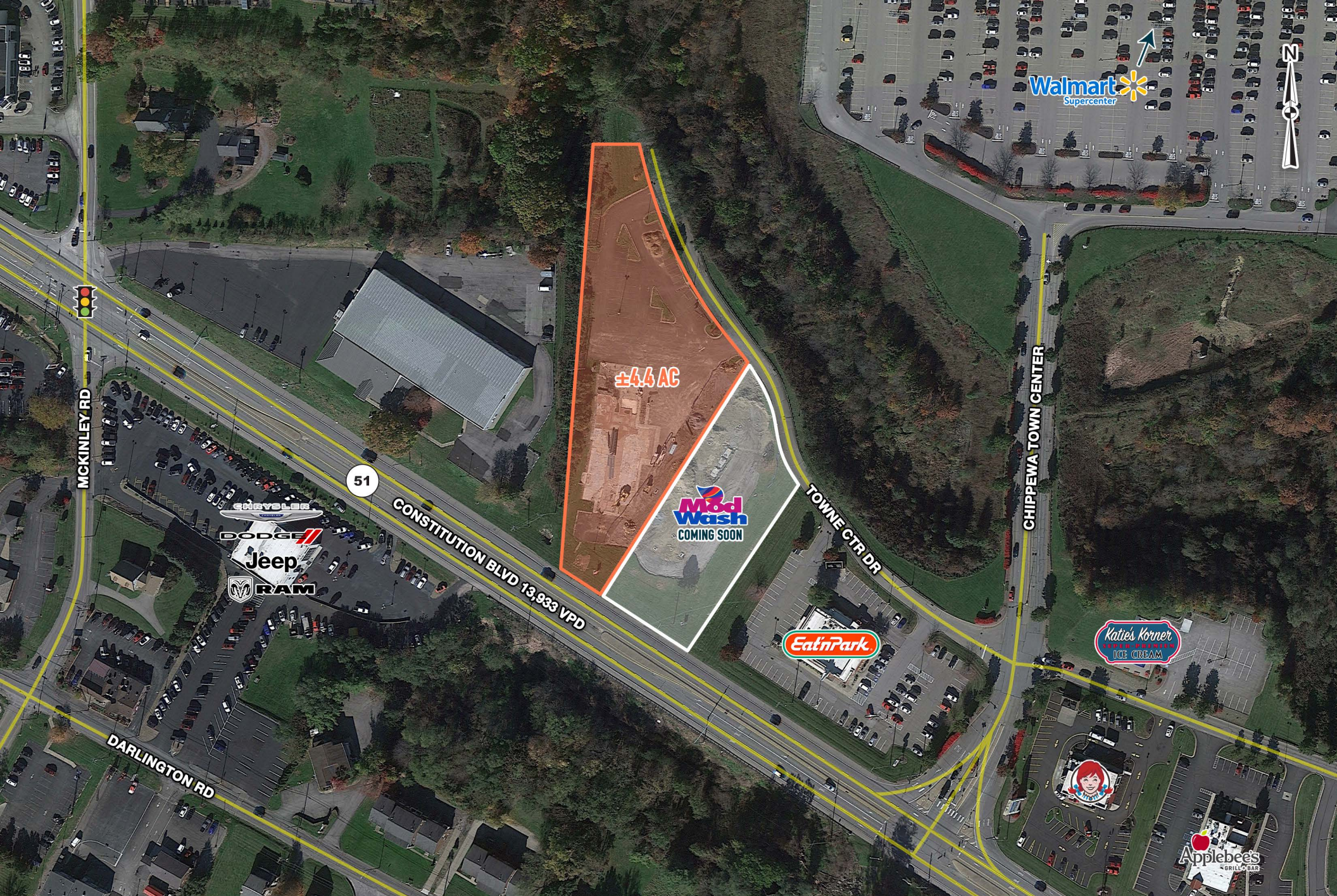
CHIPPEWA CENTER
ALDI
Dunham's SPORTS
DOLLAR GENERAL
AT&T

The information and images contained herein are from sources deemed reliable. However, Metro Commercial Real Estate, Inc. makes no representation whatsoever as to their accuracy or authenticity. Images shown may be modified for illustrative purposes. Images may be out-of-date and not current. 01.15.25

CHIPPEWA, PA
400 CHIPPEWA TOWN CENTER



MetroCommercial.com



The information and images contained herein are from sources deemed reliable. However, Metro Commercial Real Estate, Inc. makes no representation whatsoever as to their accuracy or authenticity. Images shown may be modified for illustrative purposes. Images may be out-of-date and not current. 01.15.25

CHIPPEWA, PA
400 CHIPPEWA TOWN CENTER



MetroCommercial.com