

# BRADFORD TOWN CENTER TOWANDA, PA

220 ENNIS LANE

±2,000 - 94,841 SF AND ±1.95 AC PAD SITE AVAILABLE; GLA: ± 265,589 SF

JOIN



FORMER KMART AVAILABLE FOR LEASE OR SALE!



TOPS MARKET RANKS #2 IN VISITS IN PA



MetroCommercial.com | PLYMOUTH MEETING, PA | MOUNT LAUREL, NJ | MIAMI, FL | PHILADELPHIA, PA

get in touch.

**SAMUEL THIERS**

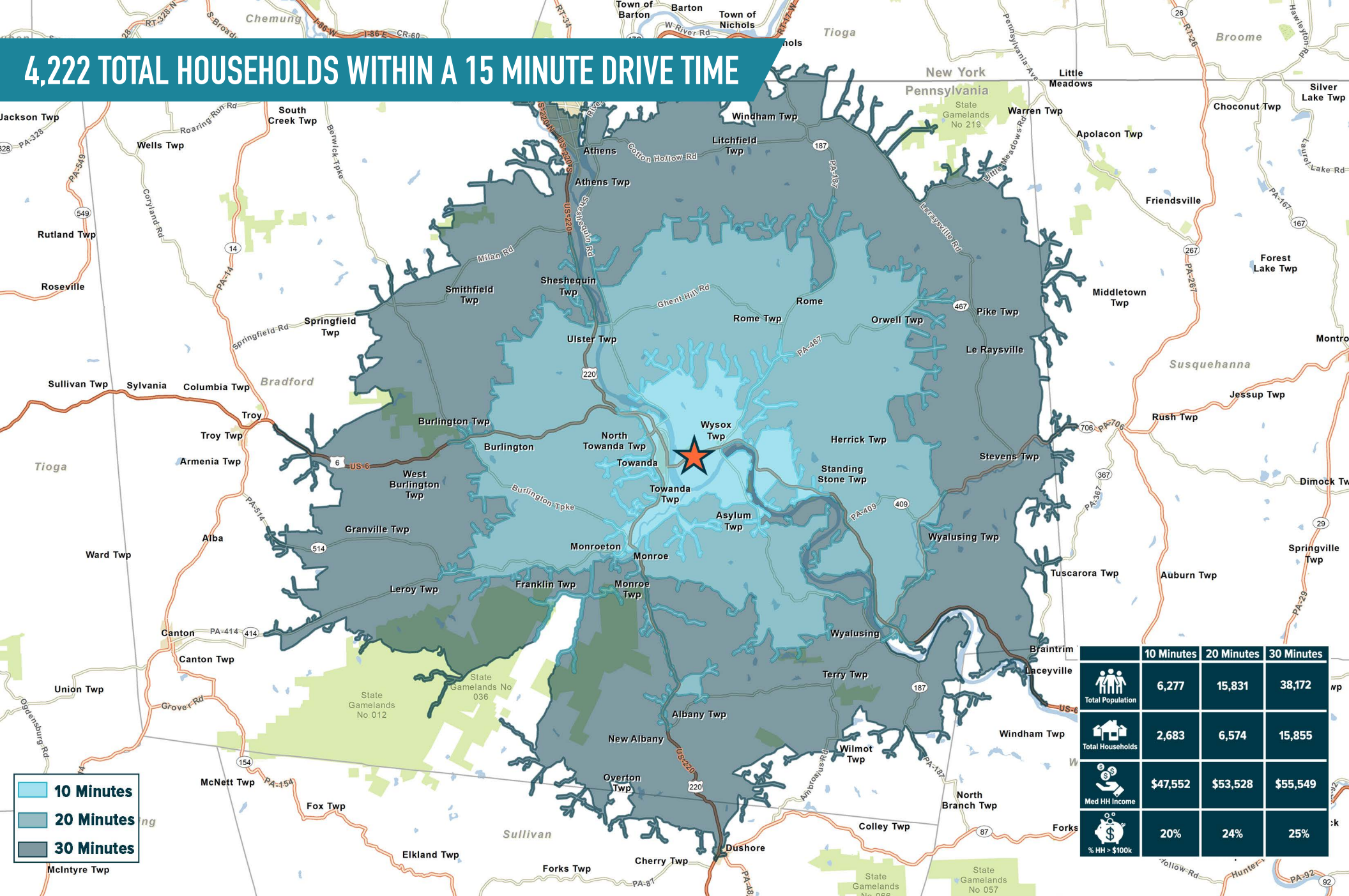
office 610.825.5222  
direct 610.260.2665  
sthiers@metrocommercial.com

**DAVID JUDD**

office 856.866.1900  
direct 856.222.3037  
djudd@metrocommercial.com



# 4,222 TOTAL HOUSEHOLDS WITHIN A 15 MINUTE DRIVE TIME



The information and images contained herein are from sources deemed reliable. However, Metro Commercial Real Estate, Inc. makes no representation whatsoever as to their accuracy or authenticity. Images shown may be modified for illustrative purposes. Images may be out-of-date and not current. 06.05.24

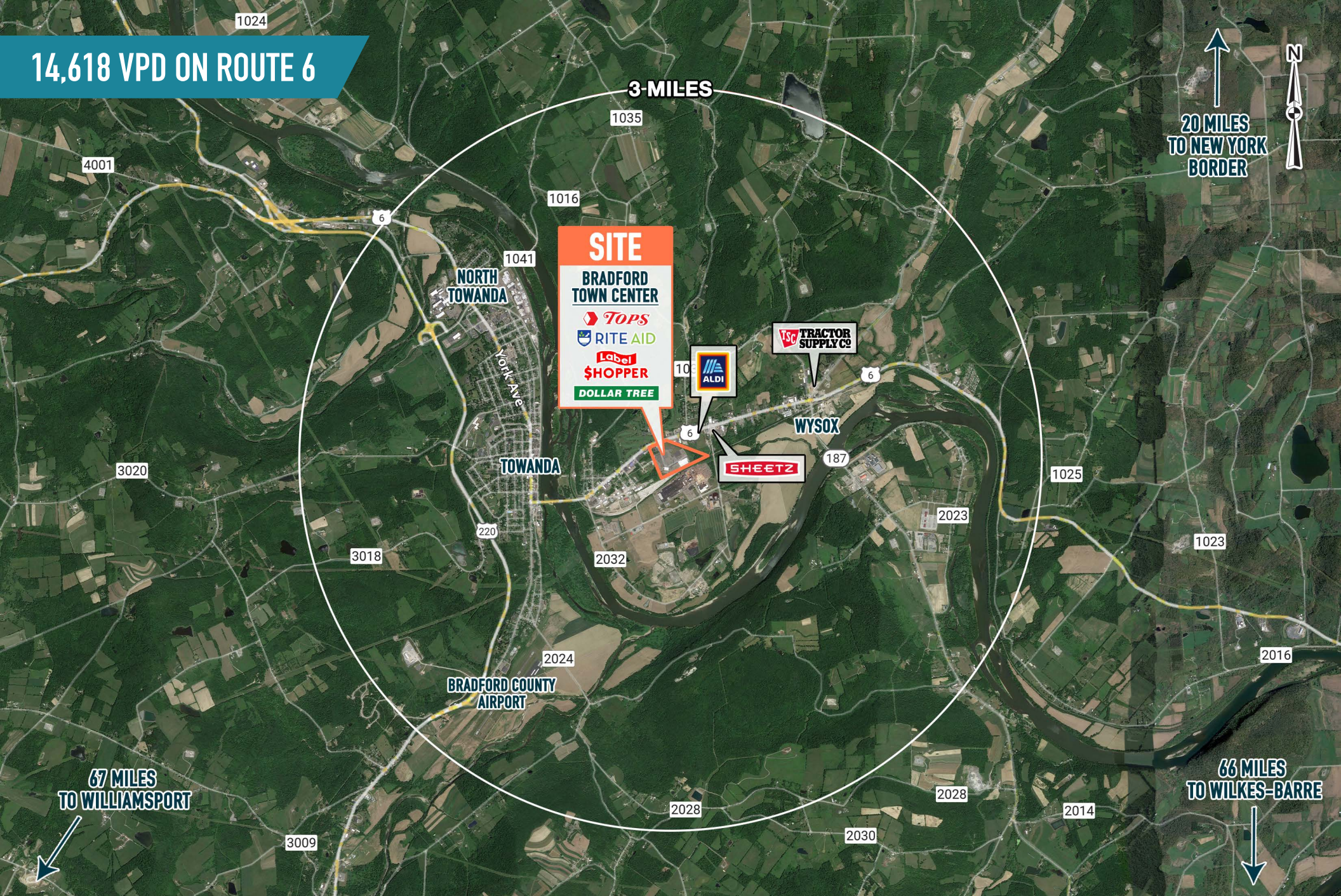
**BRADFORD TOWN CENTER**  
**TOWANDA, PA**  
 220 ENNIS LANE



MetroCommercial.com



14,618 VPD ON ROUTE 6



The information and images contained herein are from sources deemed reliable. However, Metro Commercial Real Estate, Inc. makes no representation whatsoever as to their accuracy or authenticity. Images shown may be modified for illustrative purposes. Images may be out-of-date and not current. 06.05.24

**BRADFORD TOWN CENTER**  
**TOWANDA, PA**  
 220 ENNIS LANE



MetroCommercial.com



# PYLON SIGNAGE AVAILABLE



The information and images contained herein are from sources deemed reliable. However, Metro Commercial Real Estate, Inc. makes no representation whatsoever as to their accuracy or authenticity. Images shown may be modified for illustrative purposes. Images may be out-of-date and not current. 06.05.24

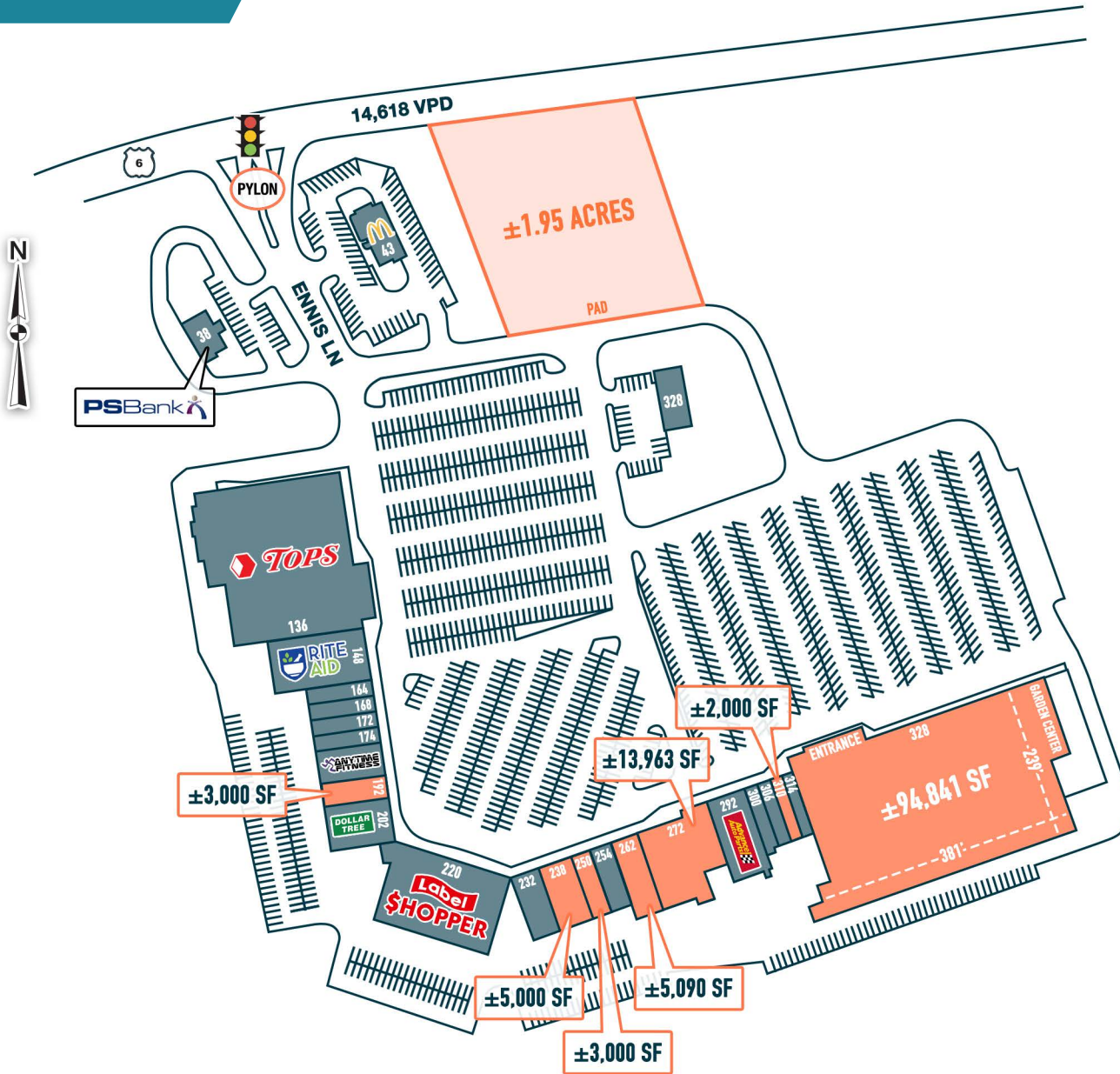
**BRADFORD TOWN CENTER**  
**TOWANDA, PA**  
 220 ENNIS LANE



MetroCommercial.com



# AMPLE PARKING



SUITE	TENANT	SF
328	AVAILABLE	94,841
314	AT&T	2,016
310	AVAILABLE	2,000
306	AAA	2,000
300	NANA'S COUNTRY KITCHEN	2,000
292	ADVANCE AUTO PARTS	7,800
272	AVAILABLE	13,963
262	AVAILABLE	5,090
254	GREAT WALL BUFFET	4,000
250	AVAILABLE	3,000
238	AVAILABLE	5,000
232	VISION FCU	4,000
220	LABEL SHOPPER	22,580
202	DOLLAR TREE	9,090
192	AVAILABLE	3,000
182	ANYTIME FITNESS	7,000
174	TOP CHOICE TOBACCO	1,500
172	CITI FINANCIAL	1,500
168	NAIL SALON	1,500
164	H&R BLOCK	1,500
148	RITE AID	11,840
136	TOPS MARKETS	51,658
71	KOST TIRE	3,950
43	MCDONALD'S	2,200
38	PEOPLE'S STATE BANK	2,500
PAD	AVAILABLE	1.95 ACRES

The information and images contained herein are from sources deemed reliable. However, Metro Commercial Real Estate, Inc. makes no representation whatsoever as to their accuracy or authenticity. Images shown may be modified for illustrative purposes. Images may be out-of-date and not current. 06.05.24

BRADFORD TOWN CENTER  
**TOWANDA, PA**  
 220 ENNIS LANE



MetroCommercial.com