

CHERRY HILL, NJ

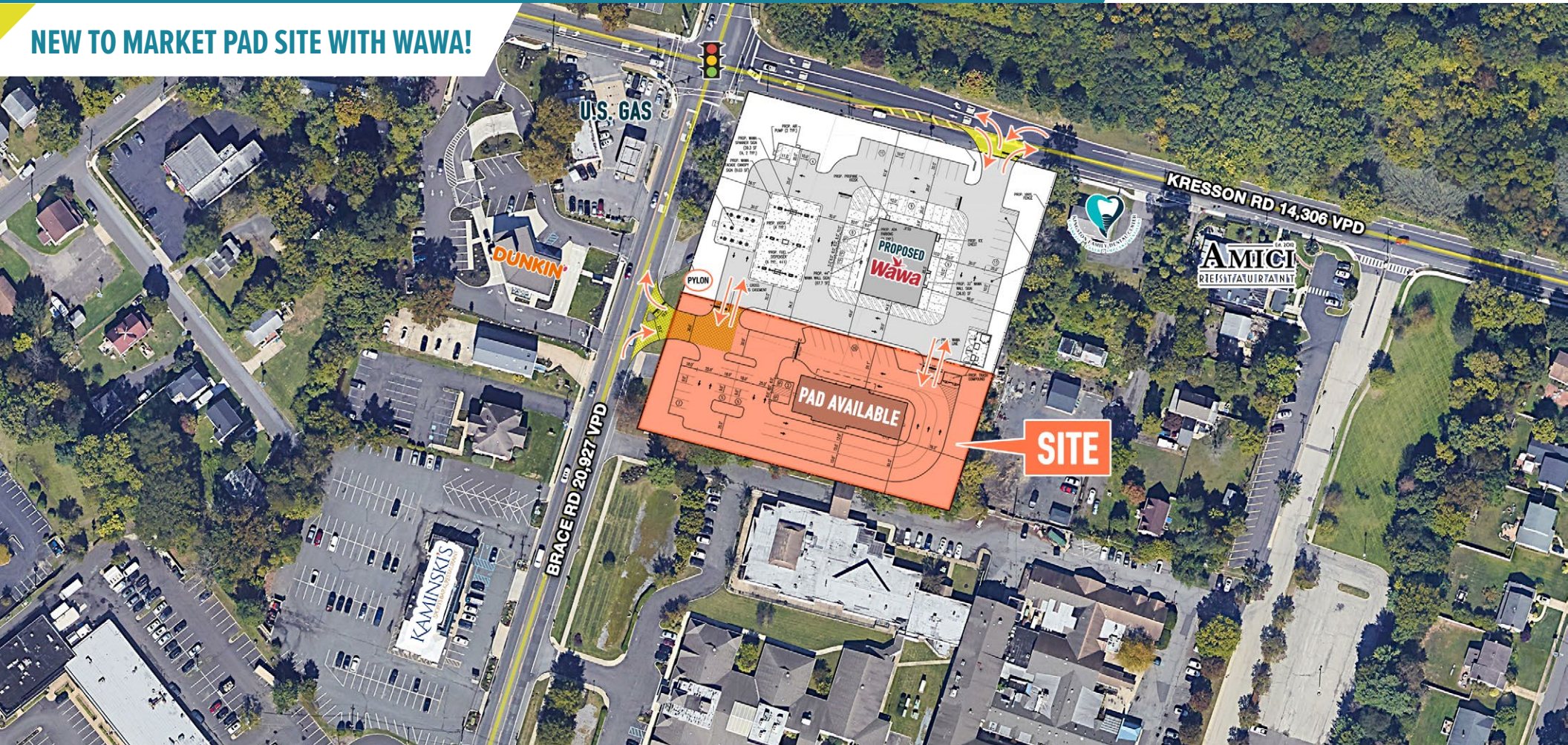
300 KRESSON RD

PAD SITE AVAILABLE FOR SALE / LEASE / BUILD-TO SUIT

JOIN

Wawa
(PROPOSED)

NEW TO MARKET PAD SITE WITH WAWA!



get in touch.



MetroCommercial.com | PLYMOUTH MEETING, PA | MOUNT LAUREL, NJ | MIAMI, FL | PHILADELPHIA, PA

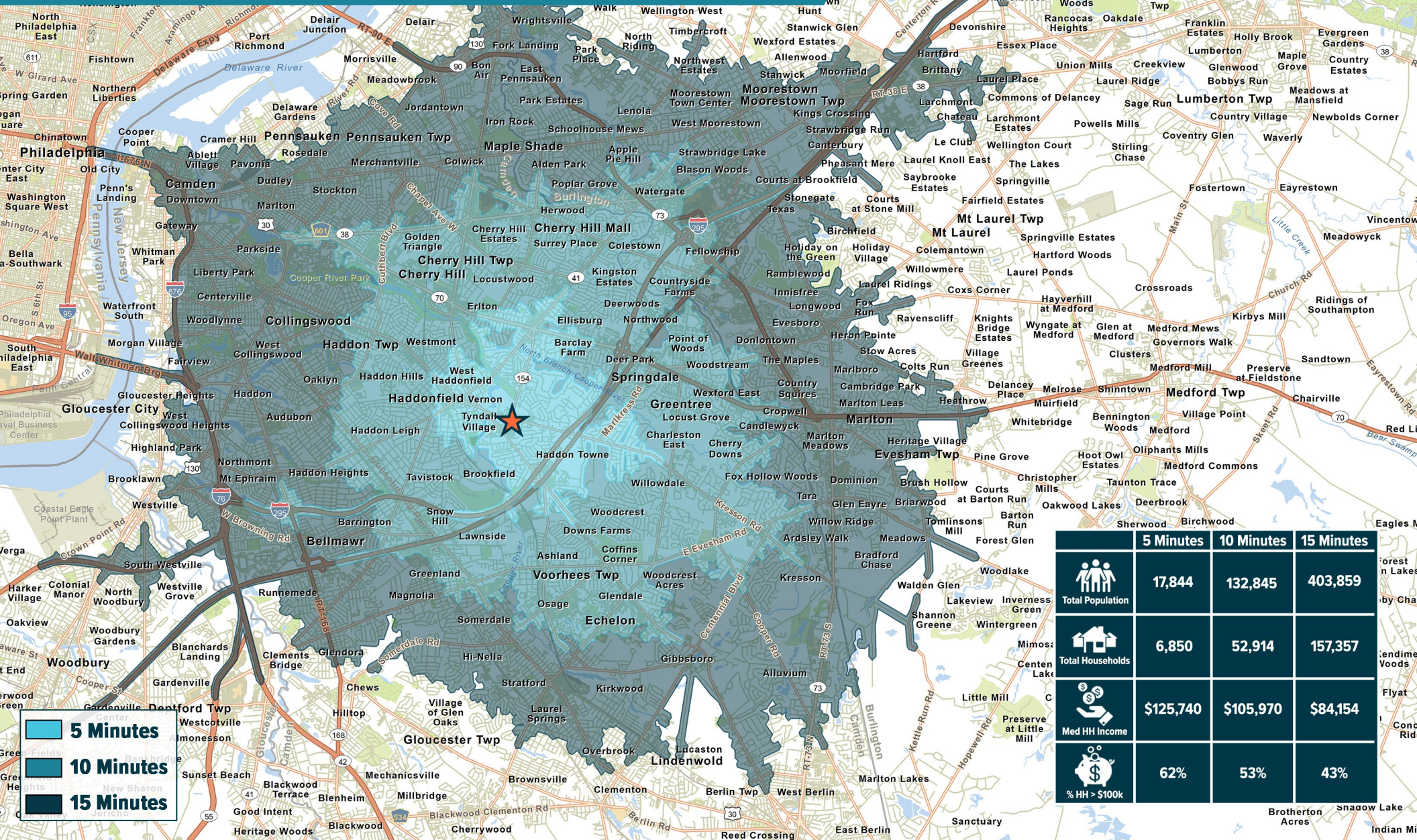
DAVID JUDD

office 856.866.1900
direct 856.222.3037
djudd@metrocommercial.com

JOE DOUGHERTY

office 610.825.5222
direct 610.260.2670
jdougherty@metrocommercial.com

52,914 TOTAL HOUSEHOLDS WITHIN A 10 MINUTE DRIVE TIME



■ 5 Minutes
■ 10 Minutes
■ 15 Minutes

	5 Minutes	10 Minutes	15 Minutes
Total Population	17,844	132,845	403,859
Total Households	6,850	52,914	157,357
Med HH Income	\$125,740	\$105,970	\$84,154
% HH > \$100k	62%	53%	43%

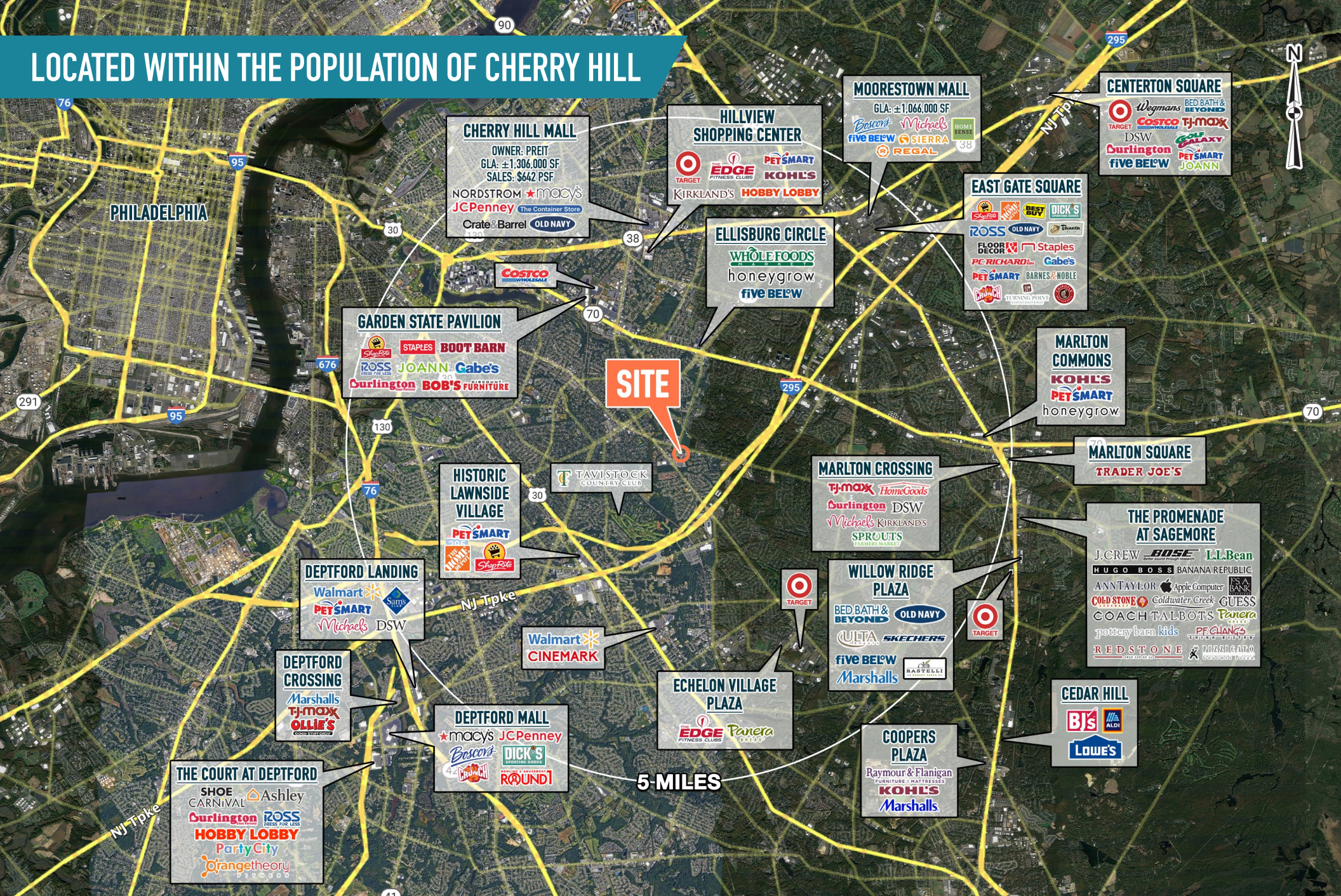
The information and images contained herein are from sources deemed reliable. However, Metro Commercial Real Estate, Inc. makes no representation whatsoever as to their accuracy or authenticity. Images shown may be modified for illustrative purposes. Images may be out-of-date and not current. 08.17.23

CHERRY HILL, NJ
 300 KRESSON RD



MetroCommercial.com

LOCATED WITHIN THE POPULATION OF CHERRY HILL



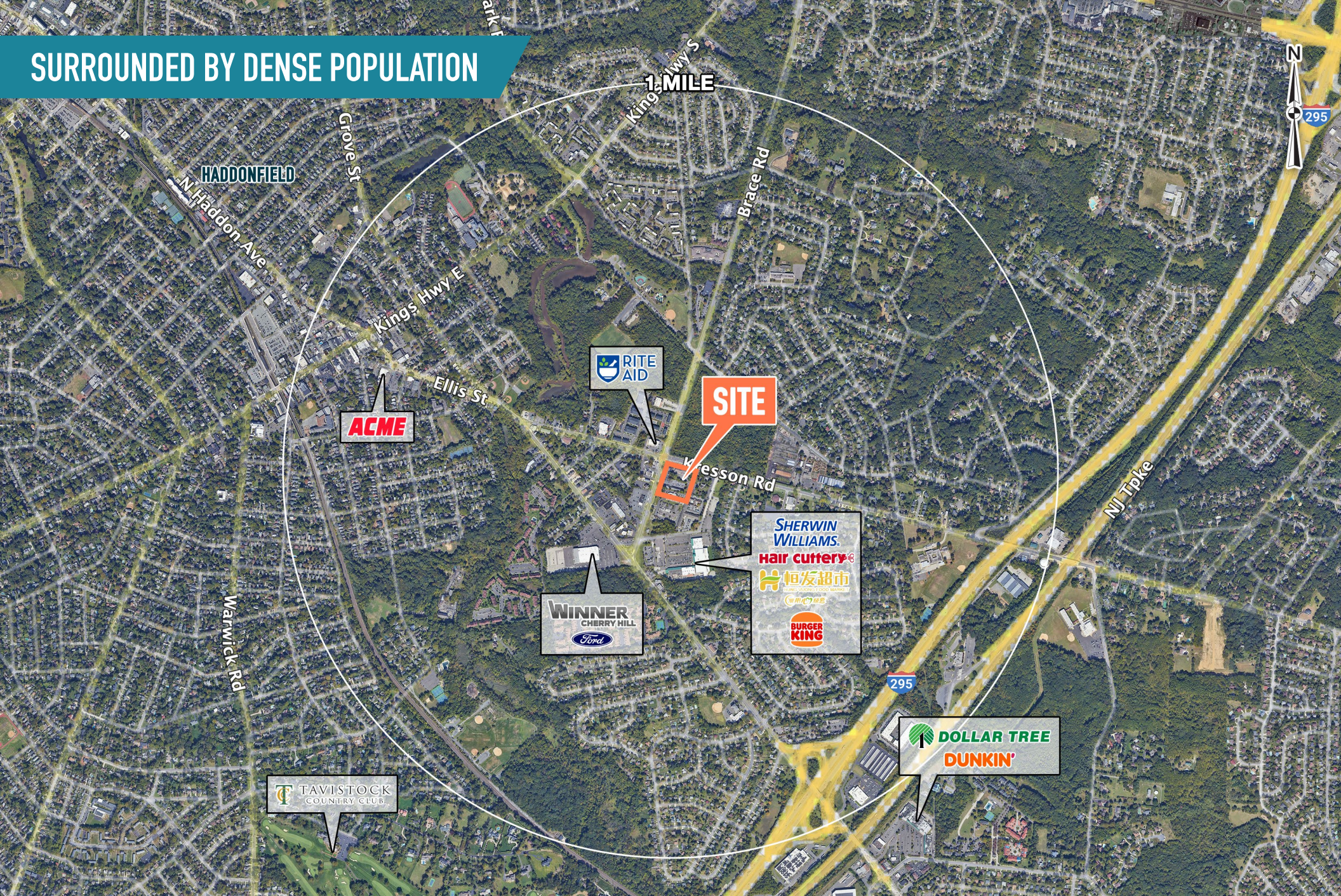
The information and images contained herein are from sources deemed reliable. However, Metro Commercial Real Estate, Inc. makes no representation whatsoever as to their accuracy or authenticity. Images shown may be modified for illustrative purposes. Images may be out-of-date and not current. 08.17.23

CHERRY HILL, NJ
300 KRESSON RD



MetroCommercial.com

SURROUNDED BY DENSE POPULATION



The information and images contained herein are from sources deemed reliable. However, Metro Commercial Real Estate, Inc. makes no representation whatsoever as to their accuracy or authenticity. Images shown may be modified for illustrative purposes. Images may be out-of-date and not current. 08.17.23

CHERRY HILL, NJ
300 KRESSON RD



MetroCommercial.com

MAJOR LOCAL COMMUTER ROAD



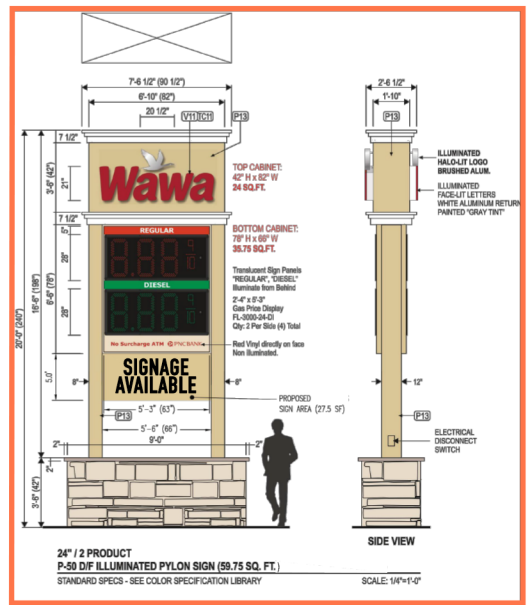
The information and images contained herein are from sources deemed reliable. However, Metro Commercial Real Estate, Inc. makes no representation whatsoever as to their accuracy or authenticity. Images shown may be modified for illustrative purposes. Images may be out-of-date and not current. 11.29.22

CHERRY HILL, NJ
300 KRESSON RD



MetroCommercial.com

SITE PLAN



The information and images contained herein are from sources deemed reliable. However, Metro Commercial Real Estate, Inc. makes no representation whatsoever as to their accuracy or authenticity. Images shown may be modified for illustrative purposes. Images may be out-of-date and not current. 08.17.23