

# 2101 E. ALLEGHENY AVE

PHILADELPHIA, PA

±11,060 SF ON 0.4 ACRES AVAILABLE FOR SALE OR LEASE

PHILADELPHIA MSA

## REDEVELOPMENT OPPORTUNITY

### FREESTANDING BUILDING OPPORTUNITY



MetroCommercial.com | PLYMOUTH MEETING, PA | MOUNT LAUREL, NJ | MIAMI, FL | PHILADELPHIA, PA

get in touch.

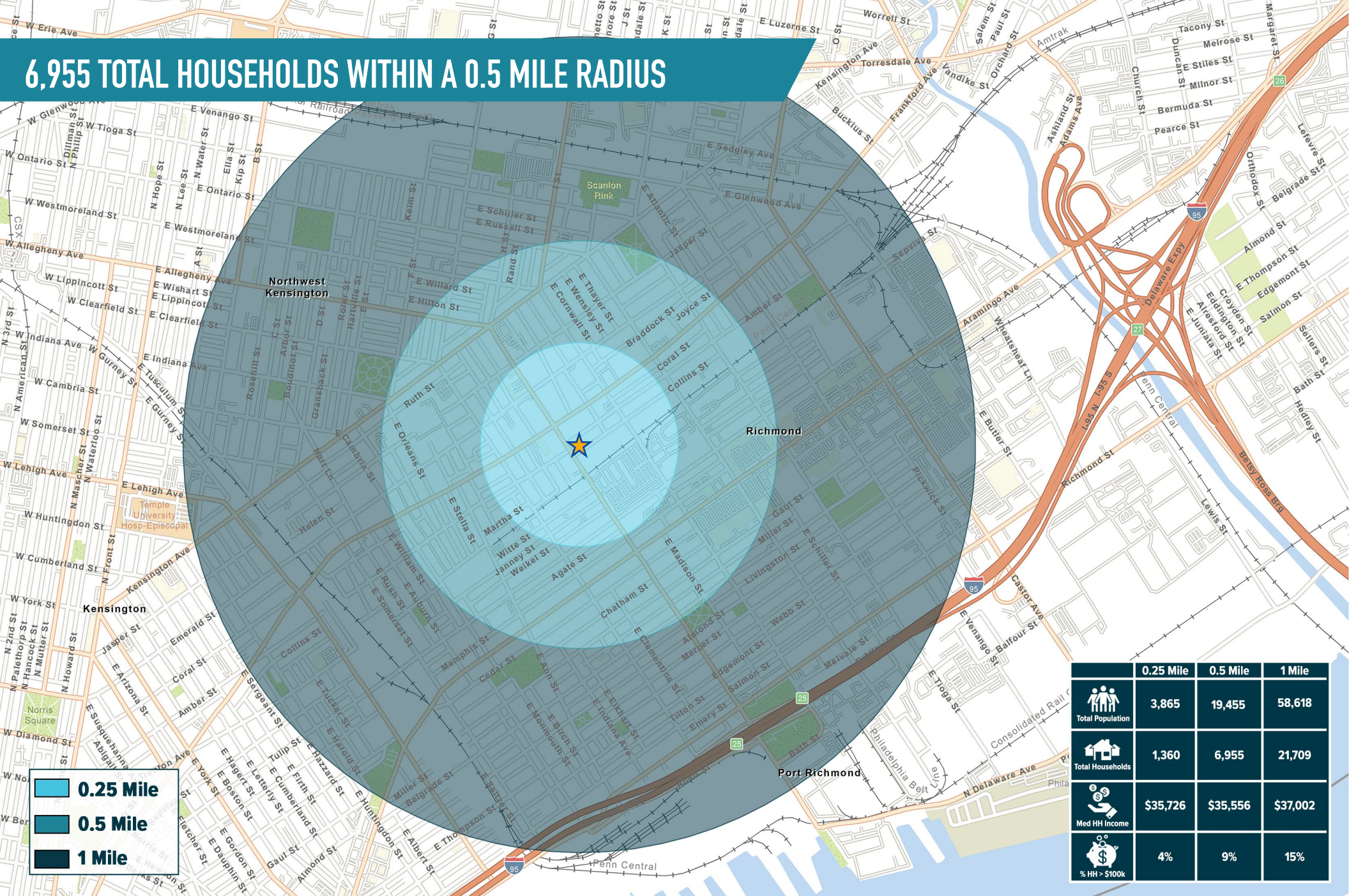
**JONATHAN SPOERL**

office 856.866.1900  
direct 856.222.0157  
jspoerl@metrocommercial.com





**DAVID JUDD**

office 856.866.1900  
direct 856.222.3037  
djudd@metrocommercial.com

# 6,955 TOTAL HOUSEHOLDS WITHIN A 0.5 MILE RADIUS



- 0.25 Mile
- 0.5 Mile
- 1 Mile

	0.25 Mile	0.5 Mile	1 Mile
 Total Population	3,865	19,455	58,618
 Total Households	1,360	6,955	21,709
 Med HH Income	\$35,726	\$35,556	\$37,002
 % HH > \$100k	4%	9%	15%

The information and images contained herein are from sources deemed reliable. However, Metro Commercial Real Estate, Inc. makes no representation whatsoever as to their accuracy or authenticity. Images shown may be modified for illustrative purposes. Images may be out-of-date and not current. 06.23.23

**2101 E. ALLEGHENY AVE**  
PHILADELPHIA, PA



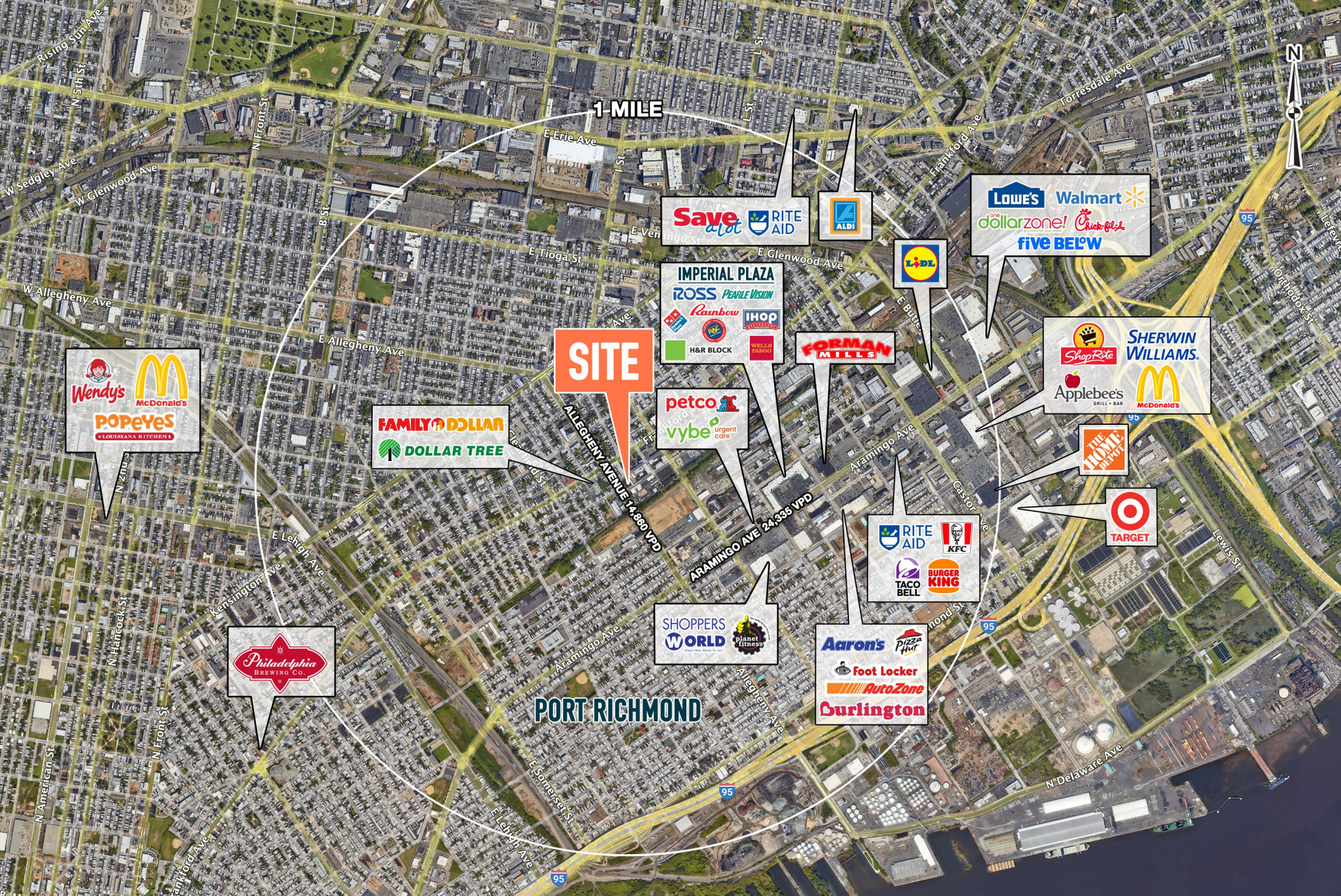
MetroCommercial.com

# LOCATED 2 BLOCKS FROM ARAMINGO AVENUE



The information and images contained herein are from sources deemed reliable. However, Metro Commercial Real Estate, Inc. makes no representation whatsoever as to their accuracy or authenticity. Images shown may be modified for illustrative purposes. Images may be out-of-date and not current. 06.23.23

**2101 E. ALLEGHENY AVE**  
PHILADELPHIA, PA



The information and images contained herein are from sources deemed reliable. However, Metro Commercial Real Estate, Inc. makes no representation whatsoever as to their accuracy or authenticity. Images shown may be modified for illustrative purposes. Images may be out-of-date and not current. 06.23.23

**2101 E. ALLEGHENY AVE**  
PHILADELPHIA, PA



MetroCommercial.com

# HUGE FRONTAGE, PRIVATE PARKING LOT, AND PYLON SIGNAGE



AVAILABLE  
±11,060 SF  
ON 0.4 ACRES

The information and images contained herein are from sources deemed reliable. However, Metro Commercial Real Estate, Inc. makes no representation whatsoever as to their accuracy or authenticity. Images shown may be modified for illustrative purposes. Images may be out-of-date and not current. 06.23.23

2101 E. ALLEGHENY AVE  
PHILADELPHIA, PA



MetroCommercial.com

