

CENTER POINT PLACE  
**WARMINSTER, PA**

STREET & YORK ROADS

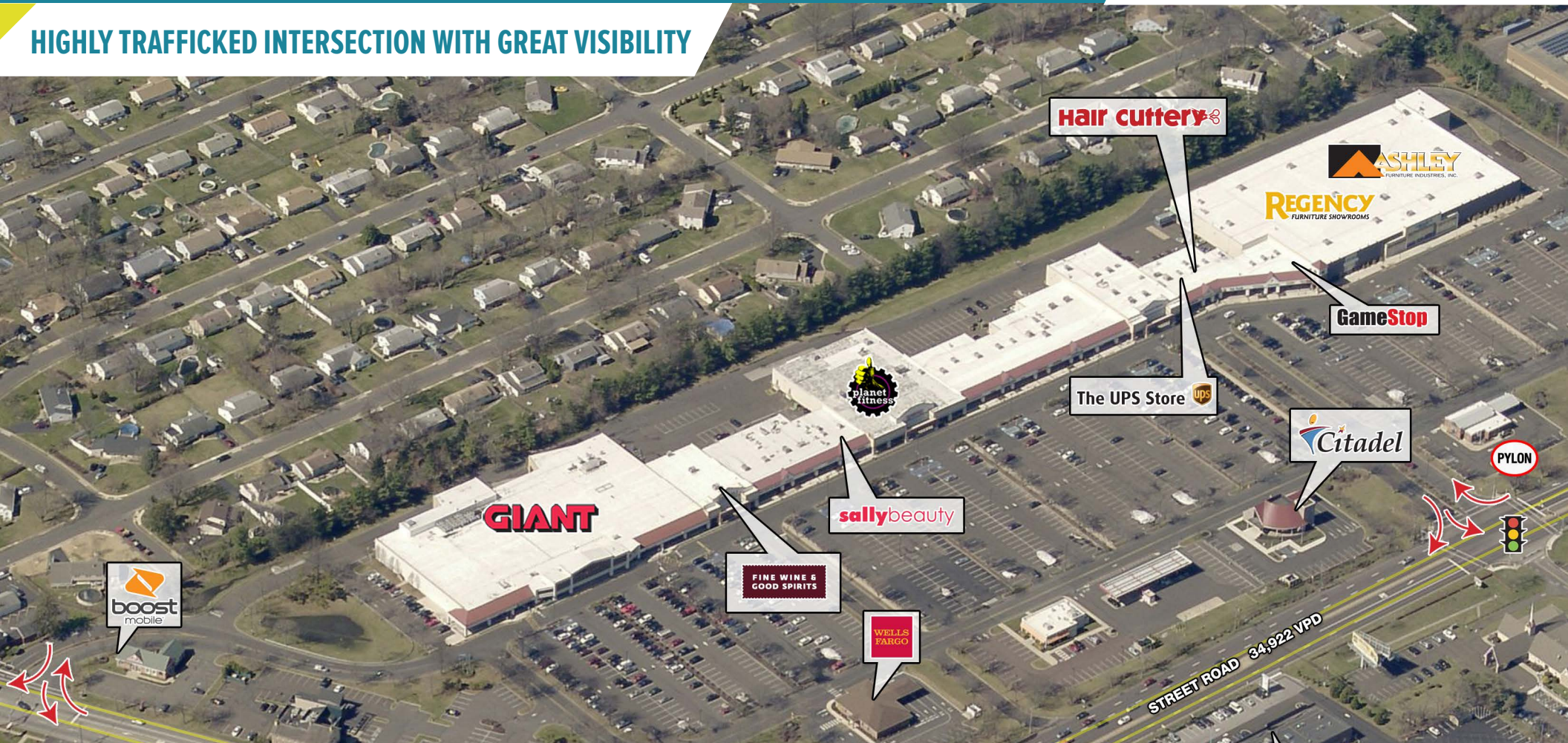
FULLY LEASED

PHILADELPHIA MSA

JOIN



**HIGHLY TRAFFICATED INTERSECTION WITH GREAT VISIBILITY**



**get in touch.**

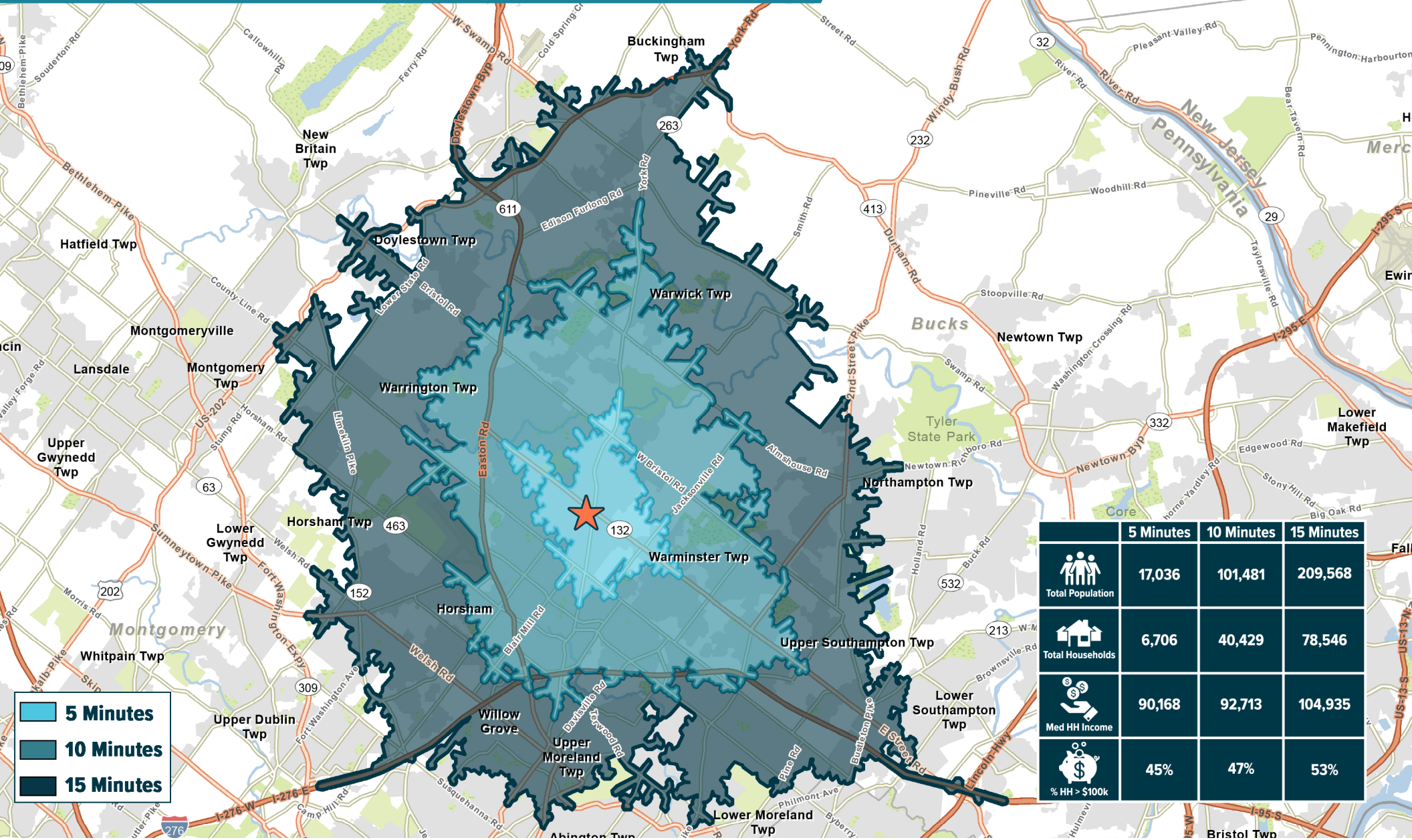
**IRYNA IRYK**

office 215.893.0300

direct 215.282.0156

iiiryk@metrocommercial.com

# 40,429 TOTAL HOUSEHOLDS WITHIN A 10 MINUTE DRIVE TIME



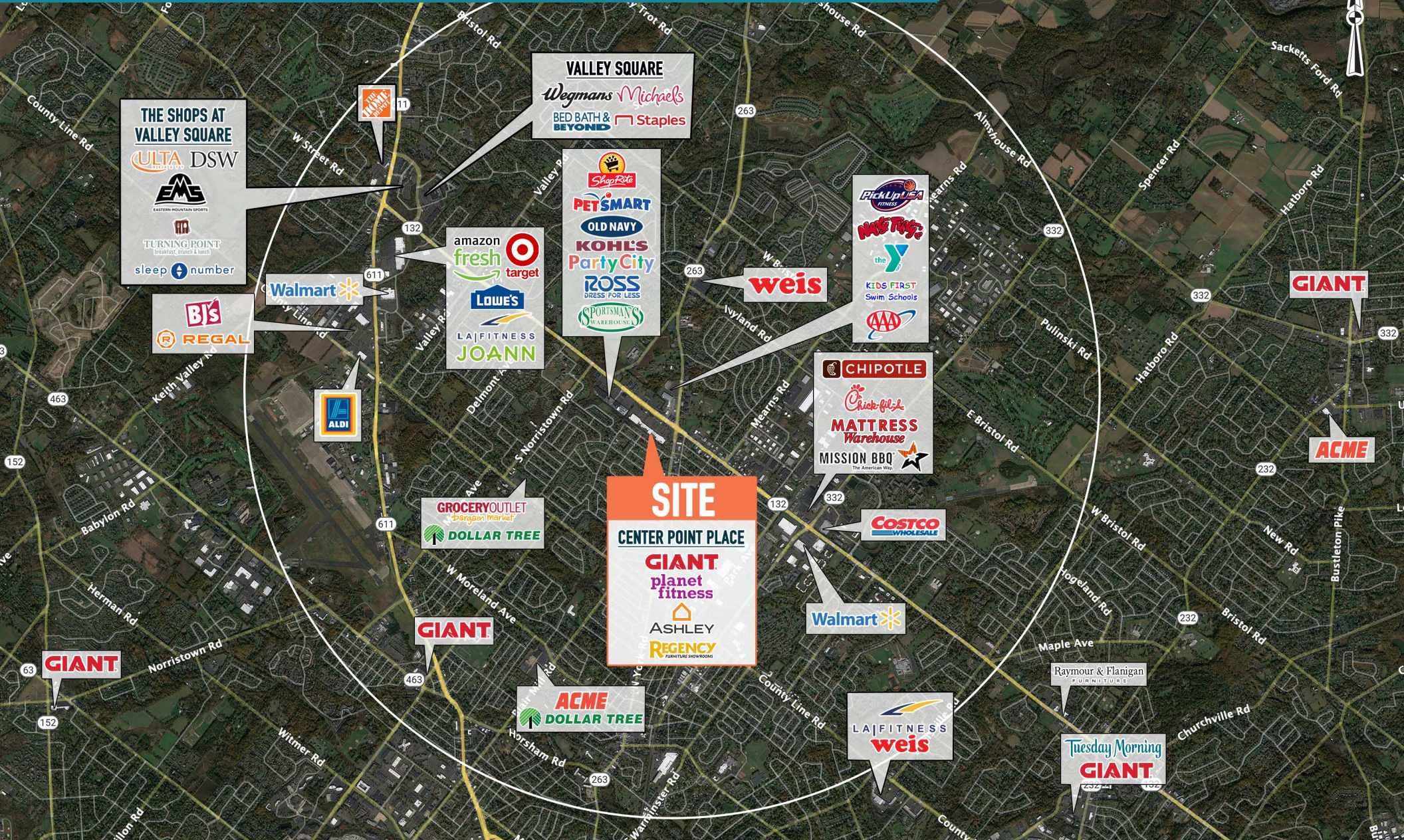
■ 5 Minutes  
■ 10 Minutes  
■ 15 Minutes

|                  | 5 Minutes | 10 Minutes | 15 Minutes |
|------------------|-----------|------------|------------|
| Total Population | 17,036    | 101,481    | 209,568    |
| Total Households | 6,706     | 40,429     | 78,546     |
| Med HH Income    | 90,168    | 92,713     | 104,935    |
| % HH > \$100k    | 45%       | 47%        | 53%        |

The information and images contained herein are from sources deemed reliable. However, Metro Commercial Real Estate, Inc. makes no representation whatsoever as to their accuracy or authenticity. Images shown may be modified for illustrative purposes. Images may be out-of-date and not current. 01.22.24

**CENTER POINT PLACE**  
**WARMINSTER, PA**  
 STREET & YORK ROADS

# WELL POSITIONED IN THE HEART OF THE WARMINSTER RETAIL CORRIDOR



The information and images contained herein are from sources deemed reliable. However, Metro Commercial Real Estate, Inc. makes no representation whatsoever as to their accuracy or authenticity. Images shown may be modified for illustrative purposes. Images may be out-of-date and not current. 01.22.24

CENTER POINT PLACE  
**WARMINSTER, PA**  
 STREET & YORK ROADS



MetroCommercial.com



The information and images contained herein are from sources deemed reliable. However, Metro Commercial Real Estate, Inc. makes no representation whatsoever as to their accuracy or authenticity. Images shown may be modified for illustrative purposes. Images may be out-of-date and not current. 11.11.19

CENTER POINT PLACE  
**WARMINSTER, PA**  
STREET & YORK ROADS



MetroCommercial.com